









Article

Multi-omics Characterization of Response to PD-1 Inhibitors in Advanced Melanoma

Lucía Trilla-Fuertes ^{1,†} , Angelo Gámez-Pozo ^{1,2,†} , Guillermo Prado-Vázquez ^{1,2}, Rocío López-Vacas ¹, Virtudes Soriano ^{3,4}, Fernando Garicano ^{4,5}, M. José Lecumberri ^{4,6}, María Rodríguez de la Borbolla ^{4,7}, Margarita Majem ^{4,8} , Elisabeth Pérez-Ruiz ^{4,9} , María González-Cao ^{4,10}, Juana Oramas ^{4,11}, Alejandra Magdaleno ^{4,12}, Joaquín Fra ^{4,13} , Alfonso Martín-Carnicero ^{4,14} , Mónica Corral ^{4,15}, Teresa Puértolas ^{4,16}, Ricardo Ramos-Ruiz ¹⁷, Antje Dittmann ¹⁸, Paolo Nanni ¹⁸ , Juan Ángel Fresno Vara ^{1,2,19} , and Enrique Espinosa ^{4,19,20,*}

- ¹ Molecular Oncology Laboratory, Hospital Universitario La Paz-IdiPAZ, 28046 Madrid, Spain; lucia.lt30@gmail.com (L.T.-F.); angelogamez@gmail.com (A.G.-P.); 14gprado@gmail.com (G.P.-V.); rlvacas@gmail.com (R.L.-V.); juanangel.fresno@salud.madrid.org (J.Á.F.V.)
- ² Biomedica Molecular Medicine SL, 28049 Madrid, Spain
- ³ Instituto Valenciano de Oncología, 46009 Valencia, Spain; vsoriano-fivo@hotmail.es
- ⁴ Spanish Melanoma Group (GEM), 08024 Barcelona, Spain; fernando.garicanogoldaraz@osakidetza.eus (F.G.); mjlecumberri@yahoo.es (M.J.L.); mararch3@hotmail.com (M.R.d.l.B.); mmajem@santpau.cat (M.M.); eliperu@gmail.com (E.P.-R.); mgocao@gmail.com (M.G.-C.); juanaoramas@gmail.com (J.O.); magdaleno.cremades@gmail.com (A.M.); jfrar@seom.org (J.F.); amcarnicero@riojasalud.es (A.M.-C.); monicacorrall72@hotmail.com (M.C.); tpuertolas@gmail.com (T.P.)
- ⁵ Hospital de Galdakao, 48960 Galdakao, Spain
- ⁶ Complejo Hospitalario de Navarra, 31008 Pamplona, Spain
- ⁷ Hospital de Valme, 41014 Sevilla, Spain
- ⁸ Hospital de la Santa Creu i Sant Pau, 08001 Barcelona, Spain
- ⁹ Unidad de Gestión Clínica Intercentros (UGCI) de Oncología Médica, Hospitales Universitarios Regional y Virgen de la Victoria, Instituto de Investigación Biomédica de Málaga (IBIMA), Hospitales Universitarios Regional y Virgen de la Victoria, 29010 Málaga, Spain
- ¹⁰ Hospital Quirón Dexeus, 08028 Barcelona, Spain
- ¹¹ Hospital Universitario de Canarias-San Cristóbal de la Laguna, 38320 Tenerife, Spain
- ¹² Hospital Universitario de Elche y Vega Baja, 03203 Alicante, Spain
- ¹³ Hospital Universitario Río Hortega, 47012 Valladolid, Spain
- ¹⁴ Hospital San Pedro, 27347 Logroño, Spain
- ¹⁵ Hospital Clínico Lozano Blesa, 50009 Zaragoza, Spain
- ¹⁶ Hospital Universitario Miguel Servet, 50009 Zaragoza, Spain
- ¹⁷ Genomics Unit, Parque Científico de Madrid, 28049 Madrid, Spain; ricardo.ramos@fpcm.es
- ¹⁸ Functional Genomics Center Zurich, University/ETH Zurich, 8092 Zurich, Switzerland; antje.dittmann@fgcz.ethz.ch (A.D.); paolo.nanni@fgcz.uzh.ch (P.N.)
- ¹⁹ CIBERONC, ISCIII, 28222 Madrid, Spain
- ²⁰ Medical Oncology Service, Hospital Universitario La Paz, 28046 Madrid, Spain
- * Correspondence: eespinosa00@hotmail.com; Tel.: +34-9172727263
- † These authors contributed equally to this work.



Citation: Trilla-Fuertes, L.; Gámez-Pozo, A.; Prado-Vázquez, G.; López-Vacas, R.; Soriano, V.; Garicano, F.; Lecumberri, M.J.; Rodríguez de la Borbolla, M.; Majem, M.; Pérez-Ruiz, E.; et al. Multi-omics Characterization of Response to PD-1 Inhibitors in Advanced Melanoma. *Cancers* **2023**, *15*, 4407. <https://doi.org/10.3390/cancers15174407>

Academic Editor: Claus Garbe

Received: 25 July 2023

Revised: 31 August 2023

Accepted: 1 September 2023

Published: 3 September 2023



Copyright: © 2023 by the authors. Licensee MDPI, Basel, Switzerland. This article is an open access article distributed under the terms and conditions of the Creative Commons Attribution (CC BY) license (<https://creativecommons.org/licenses/by/4.0/>).

Simple Summary: The survival of advanced melanoma patients has been improved in recent years due to immunotherapy. However, not all patients respond to this treatment. For this reason, it is necessary to know the mechanisms of the response and resistance to immunotherapy. In this work, clinical samples from advanced melanoma patients treated with immunotherapy were analyzed. The obtained results suggested that the proteins involved in protein processing in the endoplasmic reticulum and antigen presentation, as well as the immune and inflammatory responses, play a role in the response to immunotherapy. Additionally, we built a prognostic signature capable of identifying those patients that will respond to immunotherapy. The study of the mechanisms of the resistance and response to immunotherapy could help in the definition of new therapies for these patients that do not respond to immunotherapy.

Abstract: Immunotherapy improves the survival of patients with advanced melanoma, 40% of whom become long-term responders. However, not all patients respond to immunotherapy. Further